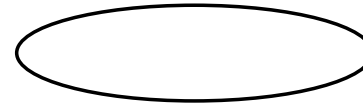


The MET-Rx Strongman Pro

February 19 and 20, 2005 Pasadena California



RESULTS


Apollon Axle Lift

| Competitors | Attempts | Weight | Place | Score(*) |
|------------------|----------|--------|-------|----------|
| Brian Schoonveld | 2 | 396 | 1 | 8 |
| Jim Glassman | 3 | 369.00 | 2 | 7 |
| Jesse Marunde | 3 | 363.00 | 3 | 6 |
| Odd Haugen | 3 | 358.00 | 4 | 5 |
| Travis Ortmayer | 3 | 352.00 | 5 | 3.5 |
| Grant Higa | 3 | 352.00 | 5 | 3.5 |
| David Ostlund | 3 | 336.00 | 7 | 1.5 |
| Cory St. Clair | 3 | 336.00 | 7 | 1.5 |

The MET-Rx Strongman Pro

February 19 and 20, 2005 Pasadena California

Giant Farmers Walk RESULTS



| Competitors | Distance/Time | FW Place | FW SCORE | Sub Total |
|------------------|---------------|----------|----------|-----------|
| Odd Haugen | 37.11 | 1 | 8 | 13 |
| Travis Ortmayer | 31.1 | 2 | 7 | 10.5 |
| Jesse Marunde | 26.6 | 3 | 6 | 12 |
| Brian Schoonveld | 25.6 | 4 | 5 | 13 |
| Cory St. Clair | 23.4 | 5 | 4 | 5.5 |
| David Ostlund | 9.11 | 6 | 3 | 4.5 |
| Jim Glassman | 8.6 | 7 | 2 | 9 |
| Grant Higa | 1.5 | 8 | 1 | 4.5 |
| | | | | |

The MET-Rx Strongman Pro

February 19 and 20, 2005 Pasadena California

Super Medley RESULTS

| Competitors | Front Carry | # of Steps | Keg Loaded | Time Completion | Place | SCORE | Sub Total |
|------------------|-------------|------------|------------|-----------------|-------|-------|-----------|
| David Ostlund | 0 | 3 | 1 | 30.07 | 1 | 8 | 12.5 |
| Jesse Marunde | 0 | 3 | 1 | 32.94 | 2 | 7 | 19 |
| Cory St. Clair | 0 | 3 | 1 | 42.28 | 3 | 6 | 11.5 |
| Brian Schoonveld | 0 | 2 | 1 | 115.38 | 4 | 5 | 18 |
| Travis Ortmyer | 0 | 1 | 1 | 40.87 | 5 | 4 | 14.5 |
| Jim Glassman | 0 | 1 | 1 | 119.9 | 6 | 3 | 12 |
| Odd Haugen | 0 | 1 | 0 | 90 | 7 | 2 | 15 |
| Grant Higa | 0 | 0 | 1 | 39.52 | 8 | 1 | 5.5 |

The MET-Rx Strongman Pro

February 19 and 20, 2005 Pasadena California

Wine Barrel Deadlift

RESULTS

| Competitors | Weight Lifted | # of Attempts | Place | SCORE | Sub Total |
|------------------|---------------|---------------|-------|-------|-----------|
| Order of Finish | | | | | |
| Travis Ortmayer | 1100 | 5 | 1 | 8 | 22.5 |
| Jim Glassman | 1020 | 4 | 2 | 7 | 19 |
| Brian Schoonveld | 980 | 3 | 3 | 6 | 24 |
| Cory St. Clair | 980 | 4 | 4 | 5 | 16.5 |
| David Ostlund | 900 | 3 | 5 | 3 | 15.5 |
| Odd Haugen | 900 | 3 | 5 | 3 | 18 |
| Jesse Marunde | 900 | 3 | 5 | 3 | 22 |
| Grant Higa | 820 | 2 | 8 | 1 | 6.5 |
| | | | | | |

The MET-Rx Strongman Pro

February 19 and 20, 2005 Pasadena California

RESULTS 'Super Yoke'

| Competitors | Distance | Time | Place | SCORE | Sub Total |
|------------------|----------|-------|-------|-------|-----------|
| Order of Finish | | | | | |
| Brian Schoonveld | 25 | 10.22 | 1 | 8 | 32 |
| Jim Glassman | 25 | 13.47 | 2 | 7 | 26 |
| Odd Haugen | 25 | 14.37 | 3 | 6 | 24 |
| Travis Ortmayer | 25 | 22.25 | 4 | 5 | 27.5 |
| Jesse Marunde | 25 | 23.78 | 5 | 4 | 26 |
| Grant Higa | 25 | 27 | 6 | 3 | 9.5 |
| David Ostlund | 23' | 30 | 7 | 2 | 17.5 |
| Cory St. Clair | 1'3" | 30 | 8 | 1 | 17.5 |
| | | | | | |

The MET-Rx Strongman Pro


February 19 and 20, 2005 Pasadena California

RESULTS 'Stones of Strength'

| Competitors | # of Stones | Time | Place | SCORE | Final Total |
|------------------|-------------|-------|-------|-------|-------------|
| Order of Finish | | | | | |
| Travis Ortmyer | 5 | 23.96 | 1 | 8 | 35.5 |
| David Ostlund | 5 | 29.02 | 2 | 7 | 24.5 |
| Jesse Marunde | 5 | 40.68 | 3 | 6 | 32 |
| Odd Haugen | 5 | 64.52 | 4 | 5 | 29 |
| Brian Schoonveld | 5 | 66.86 | 5 | 4 | 36 |
| Cory St. Clair | 3 | 18.05 | 6 | 3 | 20.5 |
| Jim Glassman | 3 | 46.55 | 7 | 2 | 28 |
| Grant Higa | 2 | 13.52 | 8 | 1 | 10.5 |

The MET-Rx Strongman Pro

February 19 and 20, 2005 Pasadena California



Final Score Sheet

| Final Place | | Axle Lift | Farmers Walk | Sub Total | Super Medley | Sub Total | MAX DL | Sub Total | Super Yoke | Sub Total | Stones Strength | Final Score |
|-------------|------------------|-----------|--------------|-----------|--------------|-----------|--------|-----------|------------|-----------|-----------------|-------------|
| 1 | Brian Schoonveld | 8 | 5 | 13.00 | 5 | 18.00 | 6 | 24.00 | 8 | 32.00 | 4 | 36.00 |
| 2 | Travis Ortmyer | 3.5 | 7 | 10.50 | 4 | 14.50 | 8 | 22.50 | 5 | 27.50 | 8 | 35.50 |
| 3 | Jesse Marunde | 6 | 6 | 12.00 | 7 | 19.00 | 3 | 22.00 | 4 | 26.00 | 6 | 32.00 |
| 4 | Odd Haugen | 5 | 8 | 13.00 | 2 | 15.00 | 3 | 18.00 | 6 | 24.00 | 5 | 29.00 |
| 5 | Jim Glassman | 7 | 2 | 9.00 | 3 | 12.00 | 7 | 19.00 | 7 | 26.00 | 2 | 28.00 |
| 6 | David Ostlund | 1.5 | 3 | 4.50 | 8 | 12.50 | 3 | 15.50 | 2 | 17.50 | 7 | 24.50 |
| 7 | Cory St. Clair | 1.5 | 4 | 5.50 | 6 | 11.50 | 5 | 16.50 | 1 | 17.50 | 3 | 20.50 |
| 8 | Grant Higa | 3.5 | 1 | 4.50 | 1 | 5.50 | 1 | 6.50 | 3 | 9.50 | 1 | 10.50 |